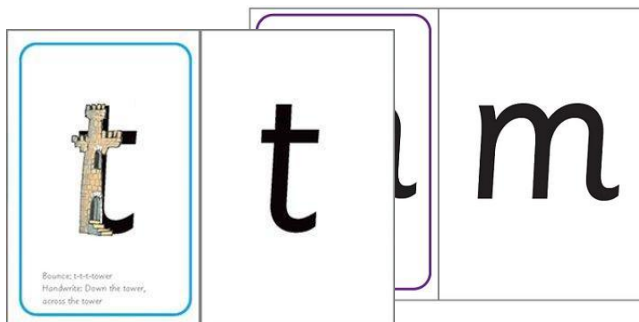


Supporting your child with phonics...


Elephant Class Rothbury First School



pib



desh



The information in this booklet will briefly explain the phonics teaching that your child will receive daily at school during their time in Elephant Class, as well as the expectations for the phonics screening check in the Summer Term.

It also provides information on how you can help support their phonic development at home.

If you need clarification or would like to know more about our phonics teaching, please feel free to make an appointment to speak to one of our teachers.

Thank you for your continuing support.



Information in this booklet has been gathered from a variety of sources, including: www.oxfordowl.co.uk

Children in Year 1 build on the progress they made in Reception. They will continue to receive daily 'Read, Write Inc.' sessions, consolidating and practising new sounds, as well as learning spellings and reading RWI storybooks, which are linked to the sounds.

At this stage the children should know all initial letter sounds and will be blending letter sounds to make words. By Easter the children will hopefully be able to read speed sounds from sets 1, 2 and 3.

Speed Sounds Set 1

m, a, s, d, t, i, n, p, g, o, c, k, u, b, f, e, l, h,
sh, r, j, v, y, w, th, z, ch, qu, x, ng, nk

Speed Sounds Set 2

ay: <u>may</u> I <u>play</u>
ee: what can you <u>see</u>
igh: fly <u>high</u>
ow: <u>blow</u> the <u>snow</u>
oo: <u>poo</u> at the <u>zoo</u>
oo: <u>look</u> at a <u>book</u>
ar: <u>start</u> the <u>car</u>
or: shut the <u>door</u>
air: that's not <u>fair</u>
ir: <u>whirl</u> and <u>twirl</u>
ou: <u>shout</u> it <u>out</u>
oy: toy for a <u>boy</u>

Set 3 sounds

ea: cup of <u>tea</u>
oi: <u>spoil</u> the boy
a-e: make a cake
i-e: nice smile
o-e: phone home
u-e: huge brute
aw: <u>yawn</u> at <u>dawn</u>
are: <u>share</u> and <u>care</u>
ur: <u>purse</u> for a <u>nurse</u>
er: a <u>better</u> <u>letter</u>
ow: <u>brown</u> <u>cow</u>

ai: <u>snail</u> in the <u>rain</u>
oa: <u>goat</u> in a <u>boat</u>
ew: <u>chew</u> the <u>stew</u>
ire: <u>fire</u> <u>fire!</u>
ear: <u>hear</u> with your <u>ear</u>
ure: <u>sure</u> it's <u>pure</u> ?
tion: (<u>celebration</u>)
tious / cious: (<u>scrumptious</u> / <u>delicious</u>)
e: <u>he</u> <u>me</u> <u>we</u> <u>she</u> <u>be</u>

Phonics Screening Check

What it is

A statutory short assessment for all Year 1 children to confirm whether they have learnt phonic decoding to an appropriate standard.

Your child will be tested on all 3 sets of speed sounds in a phonics screening check. These checks consist of 40 words and non-words (taught as 'alien words'), that your child will be asked to read one-to-one with a teacher.

Non-words are important to all children. They cannot be read by using memorised vocabulary. Children have to use their decoding skills. This is a fair way to assess their ability to decode.

Purpose of the check

The check will identify the children who need extra help so they are given support to improve their reading skills.

When it takes place

The check usually takes place during the second week of June (exact date to be confirmed) and is carried out by the class teacher. It usually lasts about ten minutes.

Before the check

Lots of practice takes place before the check and children who need a little extra support are given booster classes a few weeks before the test period.

The children do not realise they are being tested. They are used to reading one-to-one with an adult in school and, as the year progresses, they eventually become more familiar with materials similar to the phonics check.

Pass mark

The threshold in previous years has been 32 out of 40. The pass mark may change and this is unknown to teachers until after the screening check in June. If children do not reach the threshold they will continue with extra reading support and then retake the test when they are in Year 2.

What does the test look like?

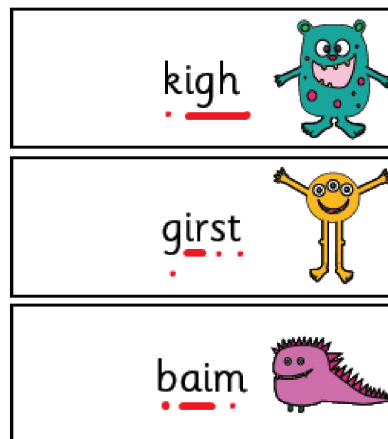
Sample materials are on the [education.gov.uk](http://www.education.gov.uk) website. Past papers are available online. Below is an example from the 2012 test.



Help at home

Make learning the sounds fun.
Practise the speed sounds together.

A set of alien words will be sent home in the summer term to read with your child. They will be a mixture of real and alien words, all of which will feature sounds that may be tested in the phonics screening.



There are also lots of websites available to help your child with their phonics:

<http://www.bbc.co.uk/schools/wordsandpictures/phonics/>
<http://www.letters-and-sounds.com/>
<http://phonicsplay.co.uk/>
<http://www.mrthorne.com/>
<http://www.oxfordowl.co.uk/>

By practising daily reading with your child, you will help with their decoding and fluency automatically.